

Money marts *for teens*

Northern Paper Mills Credit Union
www.npmcu.com

Spring 2009

Money Talk

National Credit Union Youth
Savings Challenge!
April 19th—April 25th



Save regularly, and — abracadabra — you'll reach your goal. Make saving at the credit union a habit this April and bring a little magic to your money. All deposits that total \$25 or more for the week will be entered into a drawing to win special gifts. You could also win \$100 in the national drawing. Come celebrate with us all week.

Magic Trick Ice Ice Baby!!!

Effect:

Pour some water into a cup, blow on the cup and then turn it upside down where out pops some ice cubes.

Supplies:

You need a cup or glass that you can't see through. You also need a small sponge and some ice cubes.

Method:

Prepare the cup by placing the sponge into the bottom of the cup. Then, drop a few ice cubes on the top of the sponge and you're ready to go.

To Perform:

Pour a small amount of water (about an inch) into the cup. The sponge will absorb the water. Blow into the cup, wave your hand over it and dump out the ice cubes.



Congratulations

Christmas Stocking Winners!
0-5 age group — Michael Arterburn Jr
6-13 age group — Taylor Nagel
14-17 age group — Grant Gloeckler



2009 Scholarship Winner

Congratulations Adam Anschutz! Adam is the winner of NPM Credit Union's annual \$500 Scholarship.

Thank you to all of this year's applicants!

Calendar of Events

Mother's Day
May 10th



Memorial Day
May 25th
Credit Union will be closed.



Brat Fry
June 5th
10:30 a.m. until gone.



Proceeds to benefit the Children's Hospital of Wisconsin-Fox Valley.

Ice Cream Social
June 18th & 19th
Celebrate June Dairy Month.



Father's Day
June 21st



Check out
www.npmcu.com
and Googolplex!


Kids Cooking Corner

Submit your favorite recipes and have your name printed in the newsletter or on the kids webpage! Recipes for the upcoming seasons are always welcome. Please have an adult help you.

These recipes were submitted by Northern Paper Mills Credit Union!

Peanut Butter & Jelly Surprise Muffins

- 1 3/4 cup all-purpose flour
- 1/3 cup sugar
- 2 1/2 tsp baking powder
- 1/2 tsp salt
- 1/2 cup creamy peanut butter
- 1 large egg
- 3/4 cup milk
- 1/3 cup butter, melted
- 1/2 cup strawberry, raspberry or grape jelly



Preheat the oven to 375 degrees. Line a 12 muffin tin with muffin papers. In a large bowl, combine the flour, sugar, baking powder, and salt. In another bowl, mix the peanut butter and the egg. Add the milk, a little at a time, then mix in the butter. Pour the wet batter into the bowl with the dry ingredients and stir gently to combine. The batter will be stiff.

Put a heaping tablespoon of batter in the bottom of each muffin cup. Use a finger to make an indentation in the center and put a teaspoon of jelly in the hole. Cover with another heaping tablespoon of batter or enough to fill each cup about 2/3 full. Spread the batter gently until no jelly is visible. Bake for 20 minutes, then turn the muffins onto a wire rack to cool for at least 10 minutes. Be careful: the jelly centers can get hot. Makes 12 muffins.

Connect Four

To play this game you will need a computer with internet access. Log on to www.npmcu.com and click on **E-Services** then **Googolplex for Students**. Choose **AJ's Mall** and click **Games** then **Puzzles**. Scroll down to **Visual** and select to play "**Top Dollar.**"

Get your thinking cap on.

Check out other fun puzzles and games at **Googolplex!**



NOAH'S ARK
AMERICA'S LARGEST WATERPARK



Tickets \$25



SixFlags
GREAT AMERICA

Tickets \$32
2-day Tickets \$52

MT. OLYMPUS
WATER & THEME PARK

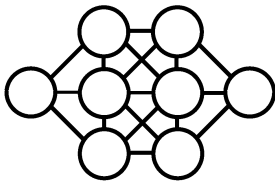


Tickets \$23.50

Tickets are available at the Credit Union!

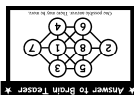
★ ★ ★ Brain Teaser ★ ★ ★

**G
O
O
D**



**L
U
C
K**

Place the numbers 1 to 8 in each circle. No two consecutive numbers can be directly next to each other either horizontally, vertically, or diagonally.



Road Trip



Got your thinking caps on? Log onto www.npmcu.com and click on **E-Services** then **Googolplex**. Choose **C-Note University** and click **Games**. Then click on **Puzzles** and select **Visual** and play "**Road Trip.**"

Have some fun!